


# HEALTHMAN PULMONOLOGY COSTING GUIDE 2013


## COMPARATIVE TARIFFS: Scheme Rates

### Base Rates

Code	 Terminology	Average Duration Professional	2013 HealthMan Practice Cost Tariff (VAT Incl.)	HealthMan RCF	2013 Discovery Tariffs (VAT incl.)	DH RCF	2013 FedHealth (VAT Incl.)	FedHealth RCF	2013 GEMS Tariffs (VAT Incl.)	GEMS RCF	2013 Profmed	Profmed RCF
			<u>R</u>	<u>R</u>	<u>R</u>	<u>R</u>	<u>R</u>	<u>R</u>	<u>R</u>	<u>R</u>	<u>R</u>	<u>R</u>
			<u>Units</u>	<u>R</u>	<u>R</u>	<u>R</u>	<u>R</u>	<u>R</u>	<u>R</u>	<u>R</u>	<u>R</u>	<u>R</u>
<b>Consultations:</b>												
	<a href="#">See the Notes below for All Tariffs</a>											
0109	Hospital follow-up visit	15	507.20	33.810	170.20	11.347	241.00	16.070	243.60	16.243	244.50	16.298
0129	Prolonged first/follow-up consultation : 15 min	15	507.20	33.810	237.40	15.827	241.00	16.070	243.60	16.243	244.50	16.298
0130	Telephone consultation (all hours)	12	405.70	33.810	285.10	23.758	289.20	24.097	259.90	25.953	195.60	16.298
0132	Repeat Script	5	169.10	33.810	79.10	15.820	80.50	16.091	81.20	16.243	81.50	16.298
0133	Writing of special motivations	9	304.30	33.810	142.30	15.811	144.60	16.065	146.20	16.243	146.70	16.298
0145	Consultation : Away from doctor's room	6	202.90	33.810	95.10	15.850	96.40	16.065	97.50	16.243	97.80	16.298
0146	Unscheduled consultation: Emergency (cons.room)	8	270.50	33.810	126.60	15.825	128.50	16.065	129.90	16.243	130.40	16.298
0147	Unscheduled consultation:Emergency(not cons.room)	14	473.30	33.810	221.70	15.836	224.90	16.065	227.40	16.243	228.20	16.298
0173	Hospital Consultation	15	507.20	33.810	412.50	27.500	417.60	27.843	422.30	28.152	423.70	28.247
0174	Hospital Consultation	30	1,014.30	33.810	412.50	13.750	417.60	13.921	422.30	14.076	423.70	14.123
0175	Hospital Consultation	45	1,521.50	33.810	412.50	9.167	417.60	9.281	422.30	9.384	423.70	9.416
0190	Consultation	15	507.20	33.810	435.30	29.020	417.60	27.843	422.30	28.152	423.70	28.247
0191	Consultation	30	1,014.30	33.810	435.30	14.510	417.60	13.921	422.30	14.076	423.70	14.123
0192	Consultation	45	1,521.50	33.810	435.30	9.673	417.60	9.281	422.30	9.384	423.70	9.416
0199	Chronic Medicine Forms	21.43	724.50	33.810	339.20	15.828	344.30	16.066	348.10	16.243	349.30	16.298
<b>Procedures</b>												
1186	Flow volume test: Inspiration/expiration	30	1,014.30	33.810	294.00	9.801	298.50	9.950	301.80	10.060	302.80	10.093
1188	Flow volume test: Inspiration/expiration/pre- and post bronchodilator	50	1,690.50	33.810	490.10	9.801	497.60	9.951	503.00	10.060	504.70	10.093
1193	Functional residual capacity or residual volume	37.76	1,276.70	33.810	370.10	9.801	375.80	9.952	379.90	10.060	381.10	10.093
1195	Thoracic gas volume	37.93	1,282.40	33.810	371.80	9.801	377.50	9.952	381.60	10.060	382.80	10.093
1196	Determination of resistance to airflow, oscillary or plethysmographic methods	45.31	1,531.90	33.810	444.10	9.801	450.80	9.950	455.80	10.060	457.30	10.093
1199	Pulmonary stress testing: For determination of VO2 max	96.5	3,262.70	33.810	945.80	9.801	960.30	9.951	970.80	10.060	974.00	10.093
1200	Carbon monoxide diffusing capacity, any method	38.06	1,286.80	33.810	373.00	9.801	378.70	9.951	382.90	10.060	384.10	10.093
1204	Intensive care: Category 1 (High Care)	30	1,014.30	33.810	294.00	9.801	298.50	9.950	301.80	10.060	302.80	10.093
1205	Intensive care: Category 2 (ICU): Cases requiring active system support First day	100	3,381.00	33.810	980.10	9.801	995.10	9.951	1,006.00	10.060	1,009.30	10.093
1206	Intensive care: Category 2 (ICU): Cases requiring active system support Subsequent days, per day	50	1,690.50	33.810	490.10	9.801	497.60	9.951	503.00	10.060	504.70	10.093
1208	Intensive care: Category 3 (ICU): Cases with multiple organ failure or Category 2 patients which may require multidisciplinary intervention: First day	137	4,632.00	33.810	1,342.70	9.801	1,363.40	9.952	1,378.20	10.060	1,382.70	10.093
1209	Intensive care: Category 3 (ICU): Cases with multiple organ failure or Category 2 patients which may require multidisciplinary intervention: First day	58	1,961.00	33.810	568.50	9.801	577.10	9.949	583.50	10.060	585.40	10.093
1210	Intensive care: Category 3 (ICU): Cases with multiple organ failure or Category 2 patients which may require multidisciplinary intervention: Subsequent days	50	1,690.50	33.810	490.10	9.801	497.60	9.951	503.00	10.060	504.70	10.093
1212	Ventilation: First day	75	2,535.80	33.810	735.10	9.801	746.30	9.951	754.50	10.060	757.00	10.093
1213	Ventilation: Subsequent days, per day	50	1,690.50	33.810	490.10	9.801	497.60	9.951	503.00	10.060	504.70	10.093
1214	Ventilation: After two weeks, per day	25	845.30	33.810	245.00	9.801	248.80	9.951	251.50	10.060	252.30	10.093

# HEALTHMAN PULMONOLOGY COSTING GUIDE 2013

## COMPARATIVE TARIFFS: Scheme Rates

		Base Rates										
		Average Duration Professional	2013 HealthMan Practice Cost Tariff (VAT Incl.)	HealthMan RCF	2013 Discovery Tariffs (VAT incl.)	DH RCF	2013 FedHealth (VAT Incl.)	FedHealth RCF	2013 GEMS Tariffs (VAT Incl.)	GEMS RCF	2013 Profmed	Profmed RCF
Code	Terminology	<u>Units</u>	<u>R</u>	<u>R</u>	<u>R</u>	<u>R</u>	<u>R</u>	<u>R</u>	<u>R</u>	<u>R</u>	<u>R</u>	
1232*	Electrocardiogram: Without effort	9	90.50	10.060	88.20	9.801	89.50	9.940	90.50	10.060	90.80	10.093
1235*	Multi-stage treadmill test	60	603.60	10.060	588.10	9.801	597.10	9.952	603.60	10.060	605.60	10.093
2719*	Overnight polysomnogram and sleep staging: Hire	125	1,257.50	10.060	1,225.10	9.801	1,243.90	9.951	1,257.50	10.060	1,261.60	10.093
4076*	Blood gases: Astrup/pO2 and ancillary tests	19.1	222.10	11.631	216.40	11.331	146.40	7.664	222.10	11.631	222.90	11.668

**Note:**


1. Codes, Descriptors and Unit Values have been extracted from the SAMA Doctors Billing Manual
2. The Healthman tariff for codes that relate to equipment have been retained at GEMS rate\*
3. Tariffs may differ due to rounding
4. Above codes are the most frequently used codes and is not all inclusive of all the codes
5. Increases from 2012 are as follow:
  - a. GEMS = 2012 Scheme Tariff +5.5%
  - b. HealthMan Tariff = 2012 Tariff +7%
  - c. Discovery Health = 2012 Tariff +5.5% for procedures & 6% for consultations (Note that this increase is for the DH Rate only)
  - d. Profmed = 2012 Tariff +6%
  - e. Fedhealth = 2012 Tariff +6%
6. Discovery Premier A Procedure Rates have NOT been split between In-Hospital & Out-Hospital. Use as appropriate.
7. Please take note that the HealthMan Practice Cost Tariff is based on our 2008 Cost Studies adjusted with inflation indexes
8. All Tariffs are inclusive of VAT


**Disclaimer:**

The above schedule is based on information available to HealthMan and HealthMan will NOT be held responsible for any losses incurred by practitioners resulting from the use of this schedule.

**Legend:**

- DH = Discovery Health
- DPA = Direct Payment Arrangement
- Prem = Premier
- R = Rand
- RCF = Rand Conversion Factor (Rand Value per Unit)
- VAT = Value Added Tax

Payment Arrangments										
Code	 <b>HealthMan</b> <small>ADDING BUSINESS ACUMEN TO YOUR PROFESSIONAL EXPERTISE</small>	Terminology	Average Duration	DH Prem A	DH Prem A Out	DH Prem B	DH Classic Rate	DH Exec Rate	FedHealth DPA	FedHealth DPA
			Professional	In Hosp.	Hosp.					
				137%	162%	147%	217%	300%	165%	210%
			<u>Units</u>	<u>R</u>	<u>R</u>	<u>R</u>	<u>R</u>	<u>R</u>	<u>R</u>	<u>R</u>
<b>Consultations:</b>										
	<a href="#">See the Notes below for All Tariffs</a>									
0109	Hospital follow-up visit		15	233.20	275.70	250.20	369.30	510.60	397.70	506.10
0129	Prolonged first/follow-up consultation : 15 min		15	325.20	384.60	349.00	515.20	712.20	397.70	506.10
0130	Telephone consultation (all hours)		12	390.60	461.90	419.10	618.70	855.30	477.20	607.30
0132	Repeat Script		5	108.40	128.10	116.30	171.60	237.30	132.80	169.10
0133	Writing of special motivations		9	195.00	230.50	209.20	308.80	426.90	238.60	303.70
0145	Consultation : Away from doctor's room		6	130.30	154.10	139.80	206.40	285.30	159.10	202.40
0146	Unscheduled consultation: Emergency (cons.room)		8	-	205.10	186.10	274.70	379.80	212.00	269.90
0147	Unscheduled consultation:Emergency(not cons.room)		14	303.70	359.20	325.90	481.10	665.10	371.10	472.30
0173	Hospital Consultation		15	565.10	-	606.40	895.10	1,237.50	689.00	877.00
0174	Hospital Consultation		30	565.10	-	606.40	895.10	1,237.50	689.00	877.00
0175	Hospital Consultation		45	565.10	-	606.40	895.10	1,237.50	689.00	877.00
0190	Consultation		15	-	705.20	639.90	944.60	1,305.90	689.00	877.00
0191	Consultation		30	-	705.20	639.90	944.60	1,305.90	689.00	877.00
0192	Consultation		45	-	705.20	639.90	944.60	1,305.90	689.00	877.00
0199	Chronic Medicine Forms		21.43	464.70	549.50	498.60	736.10	1,017.60	568.10	723.00
<b>Procedures</b>										
1186	Flow volume test: Inspiration/expiration		30	402.80	476.30	432.20	638.00	882.10	492.50	626.90
1188	Flow volume test: Inspiration/expiration/pre- and post bronchodilator		50	671.40	793.90	720.40	1,063.40	1,470.20	821.00	1,045.00
1193	Functional residual capacity or residual volume		37.76	507.00	599.50	544.00	803.10	1,110.30	620.10	789.20
1195	Thoracic gas volume		37.93	509.30	602.20	546.50	806.70	1,115.30	622.90	792.80
1196	Determination of resistance to airflow, oscillary or plethysmographic methods		45.31	608.40	719.40	652.80	963.70	1,332.20	743.80	946.70
1199	Pulmonary stress testing: For determination of VO2 max		96.5	1,295.70	1,532.20	1,390.30	2,052.40	2,837.40	1,584.50	2,016.60
1200	Carbon monoxide diffusing capacity, any method		38.06	511.00	604.30	548.30	809.50	1,119.10	624.90	795.30
1204	Intensive care: Category 1 (High Care)		30	402.80	476.30	432.20	638.00	882.10	492.50	626.90
1205	Intensive care: Category 2 (ICU): Cases requiring active system support First day		100	1,342.70	1,587.80	1,440.70	2,126.80	2,940.30	1,641.90	2,089.70
1206	Intensive care: Category 2 (ICU): Cases requiring active system support Subsequent days, per day		50	671.40	793.90	720.40	1,063.40	1,470.20	821.00	1,045.00
1208	Intensive care: Category 3 (ICU): Cases with multiple organ failure or Category 2 patients which may require multidisciplinary intervention: First day		137	1,839.50	2,175.20	1,973.80	2,913.70	4,028.20	2,249.60	2,863.10
1209	Intensive care: Category 3 (ICU): Cases with multiple organ failure or Category 2 patients which may require multidisciplinary intervention: First day		58	778.80	920.90	835.60	1,233.60	1,705.40	952.20	1,211.90
1210	Intensive care: Category 3 (ICU): Cases with multiple organ failure or Category 2 patients which may require multidisciplinary intervention: Subsequent days		50	671.40	793.90	720.40	1,063.40	1,470.20	821.00	1,045.00
1212	Ventilation: First day		75	1,007.10	1,190.80	1,080.60	1,595.10	2,205.20	1,231.40	1,567.20
1213	Ventilation: Subsequent days, per day		50	671.40	793.90	720.40	1,063.40	1,470.20	821.00	1,045.00
1214	Ventilation: After two weeks, per day		25	335.70	396.90	360.20	531.70	735.10	410.50	522.50

		Payment Arrangments							
Code	 Terminology	Average Duration Professional	DH Prem A In Hosp.	DH Prem A Out Hosp.	DH Prem B	DH Classic Rate	DH Exec Rate	FedHealth DPA	FedHealth DPA
			137%	162%	147%	217%	300%	165%	210%
		<u>Units</u>	<u>R</u>	<u>R</u>	<u>R</u>	<u>R</u>	<u>R</u>	<u>R</u>	<u>R</u>
1232*	Electrocardiogram: Without effort	9	120.80	142.90	129.70	191.40	264.60	147.70	188.00
1235*	Multi-stage treadmill test	60	805.60	952.70	864.40	1,276.10	1,764.20	985.20	1,253.90
2719*	Overnight polysomnogram and sleep staging: Hire	125	1,678.40	1,984.70	1,800.90	2,658.50	3,675.40	2,052.40	2,612.20
4076*	Blood gases: Astrup/pO2 and ancillary tests	19.1	296.50	350.60	318.10	469.60	649.30	241.60	307.40
<p><b>Note:</b></p> <ol style="list-style-type: none"> <li>Codes, Descriptors and Unit Values have been extracted from the SAMA Doctors Billing Manual</li> <li>The Healthman tariff for codes that relate to equipment have been retained at GEMS rate*</li> <li>Tariffs may differ due to rounding</li> <li>Above codes are the most frequently used codes and is not all inclusive of all the codes</li> <li>Increases from 2012 are as follow:             <ol style="list-style-type: none"> <li>GEMS = 2012 Scheme Tariff +5.5%</li> <li>HealthMan Tariff = 2012 Tariff +7%</li> <li>Discovery Health = 2012 Tariff +5.5% for procedures &amp; 6% for consultations (Note that this increase is for the DH Rate c</li> <li>Profmed = 2012 Tariff +6%</li> <li>Fedhealth = 2012 Tariff +6%</li> </ol> </li> <li>Discovery Premier A Procedure Rates have NOT been split between In-Hospital &amp; Out-Hospital. Use as appropriate.</li> <li>Please take note that the HealthMan Practice Cost Tariff is based on our 2008 Cost Studies adjusted with inflation indexe</li> <li>All Tariffs are inclusive of VAT</li> </ol> <p><b>Disclaimer:</b> The above schedule is based on information available to HealthMan and HealthMan will NOT be held responsible for any lo</p> <p><b>Legend:</b>            DH = Discovery Health            DPA = Direct Payment Arrangement            Prem = Premier            R = Rand            RCF = Rand Conversion Factor (Rand Value per Unit)            VAT = Value Added Tax</p>									